

Qubo

A **Hero**
Group Venture

The QBook

Wireless GPS Tracker

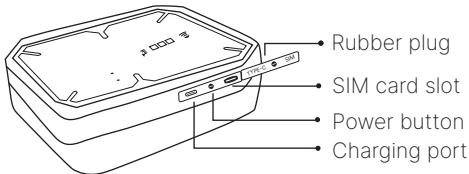
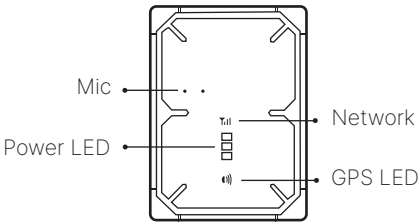


Product Information

The Qubo Wireless GPS Tracker is your ultimate companion for vehicle security and peace of mind. Experience seamless real-time GPS tracking with ARM mode, delivering instant alerts for ride start, over speeding, tampering, etc. With its advanced sound detection feature and built-in battery, enjoy unparalleled security and reliability making every journey worry-free and effortless.






What's in the box

1. Wireless GPS Tracker (with pre-installed SIM card)
2. Charging Cable (Type A to Type C)



LED behavior

Battery Light Indicator Charging and Non-Charging Indicator

Under Voltage	
0-25%	
25-50%	
50-75%	
75-100%	

Green LED (Network)

State	Meaning
Fast Blink	Network Initialization
Blink	Device online/In a call
Slow Blink	Unable to Connect with Platform
Solid On	No SIM card is detected

Blue LED (GPS)

State	Meaning
Fast Blink	The device is searching for satellite signals
Slow Blink	The GPS module has already fixed a position
OFF	The device is in sleep mode or not operating

Installation Process

Step 1:

Download Qubo Go App from App store or Play Store on your phone



Step 2:

Power On the device by pressing the Power button for 5 Seconds.

Step 3:

Create an account & add the Wireless GPS tracker device. Scan the QR code on the back of the device & follow the instructions to setup.

Step 4:

After setup is successful, place the device somewhere safely in your car/bike/bag/luggage.

Application Dashboard



How the device works

- Real time tracking with multiple modes- Turbo & Smart Saver
- Easy to mount with Magnetic grip
- Special ARM mode to ensure your vehicle safety (ARM mode allows you to get instant call alerts of Ride start, unusual sound alerts & tamper alerts)
- Can be used in Car, Bike, Other Assets (Kids bag etc)
- Device has a light sensor which detects if the device has been removed from its placement & triggers a tamper alert notification
- Listen to the sound surrounding the device by dialing to the device from Qubo Go App

Battery Modes



Tracking Mode



Battery Mode

Switch modes to boost tracker performance and save battery consumption



Turbo



Location update for every 20secs.
Battery life upto 20 days*.
Recommended for vehicle tracking.



Smart Saver



Location update for every 30mins.
Battery life upto 60 days*.
Recommended for asset tracking.

Product Specs

Parameter	Description
Location	GPS
Cellular	Pre-installed SIM available with device
SIM type	Nano SIM
Battery Capacity	10,000 mAh
Battery Life	Up to 60 days (on Smart Saver Mode)
Sensors	3 axis Accelerometer , Light sensor
Dimension	86.0 X 63.0 X 31.5 mm
Weight	245 gm
Operating Temperature	-20C ~ 70C
Charging Wire Type	Type A to Type C (Included in box)
IP rating	IP66
Mounting type	Magnetic

Troubleshooting

Common Issues	Status on Device/App	Possible Cause	Solution
Not able to setup device	Device is not getting added on App	The SIM card may not be inserted properly	Check the SIM slot and insert it again
		The metal side of the SIM card may be stained	Clean the metal part of SIM card with an eraser
		Network signal is very weak	Change your location and try again
Location not getting updated	Device has not been fully setup on app	SIM is not activated	Contact Customer Support
	Device status is shown as 'Not Reachable' on App AND GPS (Blue) LED on the device is blinking rapidly	The device is used in the area where signals cannot reach, such as basement, etc.	Change your location and try again
	Device status is shown as 'Not Reachable' on App AND Green LED on device is not blinking	Network is not available	Trying changing the position of device to connect with network
	GPS (Blue) Indicator and Network (Green) indicator both are not blinking, and Single Tap on Power Button shows only One Battery Bar	Device is not powered On	Turn on the device in case its powered Off
	App is showing that Subscription has expired	Subscription has expired	Renew the subscription plan on the app

Safety & Compliance Information

Use Responsibly: Read all instructions and safety information before use.

FAILURE TO FOLLOW THESE SAFETY INSTRUCTIONS COULD RESULT IN FIRE, ELECTRIC SHOCK, OR OTHER INJURY OR DAMAGE.

The installation method of the Qubo Wireless GPS Tracker is concealed installation. Installation precautions: Pay attention to waterproofing; ensure that the front (Light/Battery indicator) is facing up to the sky. After installation, please verify if all the features are working.

Qubo devices & Services are not meant to be explored by anyone under the age of 18. Qubo devices are intended for non-time critical control and management of data and information.

Qubo devices and Services will require certain input parameters to perform hassle-free including an active internet connection. Do not touch your Qubo or any wires connected to your Qubo device during a lightning storm.

Do not throw electronics in bins having "Do Not Dispose" sign. Do not give e-waste to informal and unorganized sectors like Local Scrap Dealer, Rag Pickers, etc.

Limited Warranty Statement

Thank you for selecting Qubo Wireless GPS Tracker by Hero Electronix.

Important

Please retain your receipt as proof of purchase.

HERO Electronix Private Limited warrants to the owner of the Qubo Wireless GPS Tracker, (henceforth referred as Device) that the Device will be free from the defects in material and workmanship for a period of 1 year or first cycle of bundled subscription which ever ends later. This warranty covers only the defects in products arising out of manufacturing or faulty workmanship.

During this warranty period, if any defect arises in the Device, HERO Electronix will, at its sole discretion, either (i) repair the device with either new or refurbished parts, or (ii) replace the Device with a new or refurbished Device that is equivalent to the Device to be replaced. This limited warranty applies to any repair, replacement part or replacement device for the remainder of the original warranty period or for 90 (Ninety) days, whichever period is longer.

- This limited warranty is non-transferable.
- This limited warranty is only valid in India.
- The limited warranty is subjected to availability of an active Subscription on customers account.

Instructions

For specific instructions about how to obtain warranty services for your Device, please contact our Toll-free helpline. In general, you will need to deliver the Device in either its original packing or in equally protective packing to the address specified by Customer Service. HERO Electronix will bear all the cost of the return shipping to the owner except with respect to any Ineligible Product (defined below), for which owner will have to bear all the cost.

This limited warranty does not cover the following

- If the warranty seal on the Device is broken.
- Devices that have been subjected to:
 - (a) Modifications, alterations, tampering or improper maintenance and repair
 - (b) Handling, storage, installation, testing or use not in accordance with any User guide, Placement guidelines, other instructions provided by HERO Electronix
 - (c) Abuse or misuse of the product.
 - d) Breakdown, fluctuations, or interruptions in electrical power or the telecommunication network;
 - (e) Acts of God, including but not limited to lighting, flood, tornado, earthquake or hurricane.
- Errors and damages caused by:
 - (a) Spills of food and corrosive liquids, or physical abuse, or normal wear and tear,
 - (b) Use of or being
- Connected to any accessory which was not supplied or authorised by HERO Electronix.
- Plastic components like front or back covers plus rubber components.
- Subscription extension through subscription renewal does not increase the warranty period.
- Correct disposal of the product

If at any time in future you should need to dispose of this product please note that, Waste electrical products should not be disposed off with household waste. For the purpose of recycling, to facilitate effective utilisation of resources, please return this product to a nearby authorised collection centre/ recycler/ Service centre / Registered Dismantler, when disposing of this product. In case of further information, please contact our Toll Free helpline number.